




## MOTIFS DE POSE DES PAVÉS

### PAVÉ NEW ENGLAND, CLASSIC ET ÉCONO



Module	HAUT. X LARG. X LONG.		NOMBRE DE MORCEAUX	
	cm	po	/m <sup>2</sup>	/pi <sup>2</sup>
1. New England Classic	6 x 10 x 20	2 <sup>3/8</sup> x 3 <sup>15/16</sup> x 7 <sup>7/8</sup>	50,0	4,65
2. New England Écono	5 x 10 x 20	2 x 3 <sup>15/16</sup> x 7 <sup>7/8</sup>	50,0	4,65





Motif de pose « chevron 45° »



Motif de pose « chevron »



Motif de pose « lisière »



Motif de pose « parquet »

