





MOTIFS DE POSE DES PAVÉS

PAVÉ NEW ENGLAND, CLASSIC ET ÉCONO

Module	HAUT. X LARG. X LONG.		NOMBRE DE MORCEAUX	
	cm	po	/m ²	/pi ²
1. New England Classic	6 x 10 x 20	2 ^{3/8} x 3 ^{15/16} x 7 ^{7/8}	50,0	4,65
2. New England Écono	5 x 10 x 20	2 x 3 ^{15/16} x 7 ^{7/8}	50,0	4,65



Motif de pose « chevron 45° »



Motif de pose « chevron »



Motif de pose « lisière »



Motif de pose « parquet »