









AVENUE® PAVER

DESCRIPTION	DIMENSIONS (in / cm) Height x width x length	No. of units		Qty./cube		Weight/cube		COLORS
		/sq.ft.	/m ²	/sq.ft.	/m ²	lb	kg	
 A	A 3 ¹⁵ / ₁₆ x 5 ⁷ / ₈ x 17 ³ / ₄ 10 x 15 x 45	1,37	14,8	81,38	7,56	3970	1805	Gray Brown
				58,15	*5,40	3404	*1547	
 B	B 3 ¹⁵ / ₁₆ x 5 ⁷ / ₈ x 11 ¹³ / ₁₆ 10 x 15 x 30	2,06	22,2	81,38	7,56	3970	1805	Sable Beige Champlain Beige Beige Burned
				58,15	*5,40	3404	*1547	
 C	C 3 ¹⁵ / ₁₆ x 11 ¹³ / ₁₆ x 11 ¹³ / ₁₆ 10 x 30 x 30	1,03	11,1	81,38	7,56	3970	1805	Salmon Charcoal Red
				58,15	*5,40	3404	*1547	
 D	D 3 ¹⁵ / ₁₆ x 3 ¹⁵ / ₁₆ x 23 ⁵ / ₈ 10 x 10 x 60	1,55	16,6	72,33	6,72	3536	1607	Clay Brown Burgundy Red and charcoal Ivory
				51,67	*4,80	3034	*1379	
 E	E 3 ¹⁵ / ₁₆ x 7 ⁷ / ₈ x 23 ⁵ / ₈ 10 x 20 x 60	0,77	8,3	72,33	6,72	3536	1607	Smoke gray Granite gray Heritage pink
				51,67	*4,80	3034	*1379	
 F	F 3 ¹⁵ / ₁₆ x 11 ¹³ / ₁₆ x 23 ⁵ / ₈ 10 x 30 x 60	0,52	5,6	81,38	7,56	3970	1805	Glade green Anthracite
				58,15	*5,40	3404	*1547	
 G	G 3 ¹⁵ / ₁₆ x 23 ⁵ / ₈ x 23 ⁵ / ₈ 10 x 60 x 60	0,26	2,8	54,3	5,05	2671	1214	
						3183	*1447	
 H	H 3 ¹⁵ / ₁₆ x 19 ¹¹ / ₁₆ x 19 ¹¹ / ₁₆ 10 x 50 x 50	0,37	4,0	75,32	7,00	3678	1672	
				53,80	*5,00	3155	*1434	

*Valid for anthracite color only.