



Appalachian Wallstones and Copings, Ashen Buff



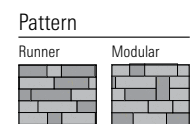
Double-Sided Appalachian Wallstones, Ashen Buff

Appalachian® Stones




Appalachian Wallstones, Pillar, Steps and Risers, Sandstone Beige

Stones, Double-Sided Wallstones and Copings



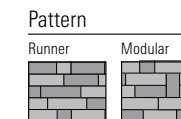
Height x Depth x Length

- Module 90**
3 1/2 x 9 x 7, 10 1/2, 13 3/4, 17 1/2 in. 9 x 22,5 x 17,5, 26,5, 35, 44,5 cm
- Module 135**
5 1/4 x 9 x 7, 10 1/2, 13 3/4, 17 1/2 in. 13,5 x 22,5 x 17,5, 26,5, 35, 44,5 cm
- Module 180**
7 1/8 x 9 x 7, 10 1/2, 13 3/4, 17 1/2 in. 18 x 22,5 x 17,5, 26,5, 35, 44,5 cm
- Regular Coping**
3 1/2 x 12 x 15 3/4 in. 9 x 30,5 x 40 cm
- Bevelled Coping**
3 1/2 x 12 x variable in. 9 x 30,5 x variable cm
- Double-Sided Wall**
 - 5 1/4 x 9 5/8 x 9 1/2 to 11 in. 13,5 x 24,5 x 24,3 to 28 cm
 - 5 1/4 x 9 5/8 x 5 7/16 to 7 in. 13,5 x 24,5 x 13,8 to 17,5 cm



Appalachian Wallstones, Copings, Steps and Risers, Coal Gray

Pillars and Coping, Steps and Risers




Height x Depth x Length

- Step**
3 1/2 x 14 x 15 3/4 in. 9 x 36 x 40 cm
- Riser**
3 1/2 x 10 x 15 3/4 in. 9 x 25 x 40 cm
- Cornerstone / Pillar 90**
3 1/2 x 9 x 6 1/8, 8 13/16, 11 7/16, 14 3/16 in. 9 x 22,5 x 15,5, 22,5, 29, 36 cm
- Cornerstone / Pillar 135**
5 1/4 x 9 x 6 1/8, 8 13/16, 11 7/16, 14 3/16 in. 13,5 x 22,5 x 15,5, 22,5, 29, 36 cm



Note: Steps and risers are together in a cube.

Pillar Coping



Bolduc Fashioned in line with nature 58 - 59