




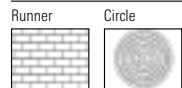
Chateau Circle, Coal Red



Chateau Pavers, Coal Red

Chateau® and Chateau® Circle

Pattern




A single cube provides sufficient pavers to make either one circle of 9' 4" (2.85 m) in diameter, or two circles of 6' 5" (1.95 m) in diameter.

Height x Width x Length

- | | | |
|----|---|------------------|
| 1. | 2 ³ / ₈ x 6 x 5 ¹ / ₈ in. | 6 x 15 x 13 cm |
| 2. | 2 ³ / ₈ x 6 x 6 in. | 6 x 15 x 15 cm |
| 3. | 2 ³ / ₈ x 6 x 6 ¹¹ / ₁₆ in. | 6 x 15 x 17 cm |
| 4. | 2 ³ / ₈ x 6 x 7 ³ / ₈ in. | 6 x 15 x 18,8 cm |



Note: Pavers 1, 2, 3 and 4 are together in a cube.
A cube contains different quantities of each type of paver.



● Limestone Gray ● Ashen Beige ● Amber Beige ● Indiana Beige



● Clay Brown ● Coal Red